

AFFIDAVIT

From

ANA MARIA MIHALCEA, MD, PhD

The Covid 19 injections are biological and technological weapons of mass destruction. Self assembly nanotechnology has been found in the injections and subsequently in human blood, initially the vaccinated, later the unvaccinated as well, from shedding.

An International research group of over 60 doctors, pharmacists and other professionals examined COVID vaccines from six different manufacturers: AstraZeneca, BioNTech/Pfizer, Moderna, Johnson & Johnson, Lubecavax and Influspit Tera. This group, known as the Working Group for COVID Vaccine Analysis, used scanning electron microscopy, energy dispersive X-ray spectroscopy, mass spectroscopy, inductively coupled plasma analysis, bright field microscopy, dark field microscopy and live blood image diagnostics. The preliminary analysis found toxic substances in all of the samples of COVID-19 vaccines– “without exception.”¹ These findings are consistent with a 2017 study of 44 different childhood vaccines that were examined for contamination. Various toxic metal contaminants not declared by the manufacturer were discovered in all 44 vaccines. Examples include

lead, tungsten and antimony. The researchers concluded that “adverse effects after the injection of those vaccines are possible and credible.”²

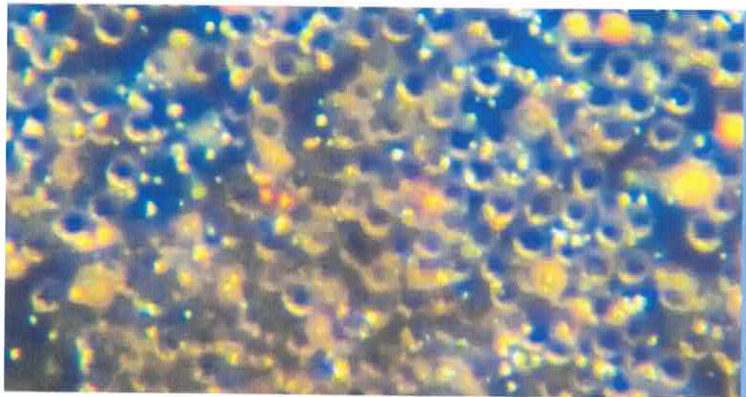
More recently, another international research team examined hundreds of C-19 vaccine vials from Pfizer, Moderna, and AstraZeneca. They found “countless tiny sharp metal objects,” leading one of the researchers to consider that severe effects from these impurities are “probably misdiagnosed by many pathologists as myocardial infarction.”³ Similarly, stainless steel fragments were found in COVID vaccine vials in Japan.⁴

But metallic contaminants are among the least of the worries about the C-19 injections. Doctors from Italy published a study of Darkfield live blood microscopy of 1006 patients who received the Pfizer and Moderna Covid 19 bioweapon. This showed that 94% of individuals had self-assembly nanotechnology structures in their blood. ⁵

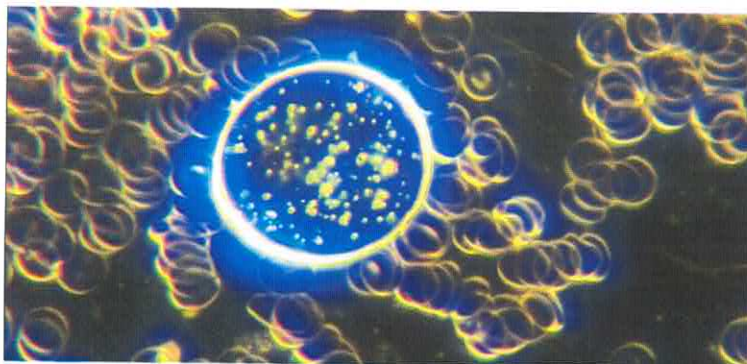
The most serious concern about the C-19 injections centers around the use of hydrogel polymers that self-assemble and self-spread. This is a substance created by nanotechnologies known to be in the C-19 vaccines. These nanotechnologies are what are called lipid nanoparticles, which include polyethylene glycol in the Pfizer vaccines and SM-102 in the Moderna vaccines.⁶ I believe hydrogel is responsible for a silent surge of

deaths that the media is attributing to everything from cold showers to video games to climate change.⁷

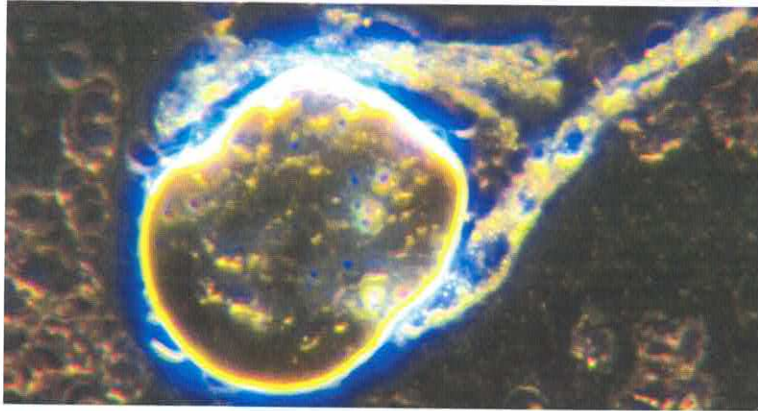
My colleagues and I have chronicled the growth of nanotechnology hydrogel polymers in the C-19 vaccines⁸, vaccinated and unvaccinated blood. The growth process often begins with activity from quantum dots, which blink and change color.⁸ Quantum dots, nano and microrobots are a nano-scale technology that can transmit information and act as biosensors.



This activity is often followed by the aggregation of quantum dots into spheres.



The spheres then break open and create ribbon-like filaments. Using near infrared spectroscopy, I determined that these filaments are hydrogel polymers.⁹



These filaments, invade the body by growing continuously, even after death.¹⁰



Later the hydrogel transforms the blood into sheets of polymer plastic. The image is microscopy of a blood clot from a vaccine injured individual.¹¹



The obvious danger is that these hydrogel structures are in people's blood. Eventually the hydrogel forms clots that can be seen with the naked eye. And they pose a much greater health risk than normal blood clots.

This is what a normal blood clot looks like. It's a deep red, and it disintegrates when you pull it apart.



In contrast, this is a blood clot of a C-19 vaccinated person.¹² We see remnants of blood fused with a yellow, rubbery, plastic-like hydrogel substance.¹³



We are hereby confronting what is called bioplastics, a fusion of polymers and living organisms. Polyethylene, part of the polyethylene glycol in the Pfizer C-19 vaccine, is a well-known choice for making bioplastics.¹⁴

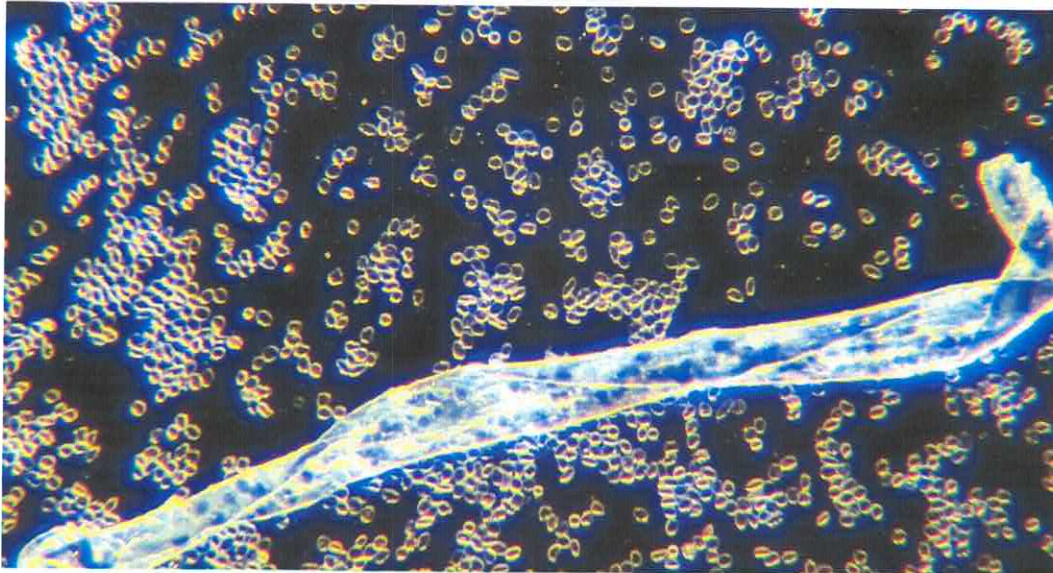
Unlike normal blood clots, a polymer bioplastic blood clot is far harder and much harder to dissolve.¹⁵ Clifford Carnicom and I tried to dissolve it with nine different reagents, including fuel injector cleaner, strong sulfuric acid, alcohol and lye. None of them made any difference, except for a minor reaction with lye.¹⁶



My work parallels the findings in the documentary *Died Suddenly*. In that documentary, an embalmer named Richard Hirschman said that in 2021 he started seeing “white fibrous structures” in the blood of deceased individuals that he embalmed. He said that eventually about 86 percent of his embalmed individuals had “significant clotting.”¹⁷



Richard Hirschman sent me samples of these “white fibrous structures.” I examined them and identified them as having the same hydrogel polymers and microrobots that we found in C-19 shots and in vaccinated blood. ^{18,19}



I have provided extensive video summaries of my work, which show the self assembly nanotechnology in C19 unvaccinated blood from shedding. It documents nano and microrobots, self assembly of polymer mesogen DNA biosensors. ^{20,21,22.}

Without taking action to dissolve this hydrogel, it becomes a ticking time bomb. Our own body's defenses against these impurities are far weaker than lye. I have witnessed heart problems in my new patients who come in

with significant amounts of hydrogel in their blood. All symptoms that are called long Covid, which include brain fog, fatigue, shortness of breath, heart palpitations and accelerated aging are correlated with these blood findings.

An additional threat to humanity from the hydrogel in these C-19 injections is perhaps the most sinister of all: transhumanism. Hydrogel is an extremely versatile substance that can mimic any cell in the body—including the brain. But it doesn't just mimic cells—it replaces them. I've witnessed the growth of hydrogel sheets in human blood, and how that growth results in a reduction of natural blood cells. This change in the body is nothing less than transhumanism, and affected people are unwittingly becoming cyborgs.

A recent MIT study actually lauds the many “hydrogel interfaces towards merging humans and machines.”²³ Another study²⁴ reports success in using hydrogel to achieve a “36.3 % enhancement in neurite extension,” which means achieving a growth of synthetic cells in the brain. This is literally growing a parallel brain, which generates thoughts that are not your own. A third study “show[s] how hydrogel crosslinking inside bacterial cytoplasm under specific conditions can create nonreplicating yet metabolically active entities, which are herein termed Cyborg Cells.”²⁵

Why do these articles fail to question the ethics of changing humans into machines? As noted in an extensive journal review of transhuman initiatives, we are being led, largely unaware, into a new Bio-Nano Age, “brilliantly camouflaged” as “altruistic medical interventions.”²⁶ The eerie pronouncements of the Yuval Noah Harari of the World Economic Forum come to mind: “We will use AI and bioengineering to change Homo Sapiens and to create new kinds of beings that will be much more different from us than we are different from Neanderthals or from chimpanzees.”²⁷

And so, from my research, my clinical experience, and my distrust of institutional pronouncements, I have arrived at firm conclusions about the C-19 vaccines. My conclusion is that they are an aggregation of poisons and nanotechnologies that cause a broad range of diseases, DNA devastations and deaths. The vaccine represents treason not only by our health care system, but by our own government, which has deliberately foisted a bioweapon upon its own citizens. The bane of this product is well summarized by Michael Yeadon, former vice president of Pfizer:

“I’ve spent 32 years in rational drug design. I know, and I knew, and wrote it, before any of them had emergency use authorization, that they were dangerous. And I’m afraid, I’m convinced and would say with my hand on the Bible in front of a court—a judge—that these

injections have been made to injure people—to maim and kill, deliberately.”²⁸

I recommend a complete ban of the Covid 19 biological and technological weapons and a moratorium on other mRNA drug delivery technologies. Recent scientific study shows that lipid nanoparticles increase existing inflammation and create new extreme inflammation via activation of Galectin pathways which leads to cancers and all diseases of aging. ²⁹

Pursuant to 28 U.S.C. section 1746 I, Ana Mihalcea, MD, PhD, declare under penalty of perjury that the foregoing is true and correct.

 Executed on 5-21-2024
Ana Mihalcea, M.D., PhD

Address:

715 East Yelm Avenue, Suite 5

Yelm, WA 98597

Phone: (360) 960-8538

State of Washington
County of thurs to n

This instrument was acknowledged before me on 5/21/2024
Date

By Ana Mihalcea

Name(s) of person(s)

Dacia Knigge
Signature of Notary Public

Notary Public
Title (Rank for Military Personnel)



FOOTNOTES

1. <https://www.documentcloud.org/documents/22140176-report-from-working-group-of-vaccine-analysis-in-germany>
2. New quality-control investigations on vaccines: micro- and nanocontamination Volume 4 Issue 1 – 2017
<https://medcraveonline.com/IJVV/IJVV-04-00072.pdf>
3. International research groups find tiny sharp metal objects in Covid vaccines: 'Very frightening;' *The Rio Times*, September 26, 2021
<https://www.riotimesonline.com/brazil-news/modern-day-censorship/international-research-groups-find-sharp-metal-objects-in-covid-vaccines-very-frightening/>
4. Stainless Steel Fragments Found in Moderna Vaccine Shots, *Newsweek*, 9-1-21, <https://www.newsweek.com/moderna-vaccine-covid-stainless-steel-fragments-1624956>
5. <https://anamihalceamdphd.substack.com/p/dark-field-microscopic-analysis-on>
6. <https://www.uhealth.com/en/media-room/covid-19/a-comprehensive-list-of-all-covid-19-vaccine-ingredients>
7. <https://vaccinedeaths.com/2022-11-22-8-outrageous-excuses-for-covid-vaccine-deaths.html>
8. <https://anamihalceamdphd.substack.com/p/self-assembly-nanostructures-in-c19>
9. For a video associated with this image, see 25:15-26:48 here:
<https://www.bitchute.com/video/JyjDYV7MZizM/>
10. <https://anamihalceamdphd.substack.com/p/same-self-replicating-nanotechnology>
11. <https://anamihalceamdphd.substack.com/p/blood-clot-analysis-from-living-and-98a>
12. For a video showing how long these strands can be, see the first video in this article:

<https://anamihalceamdphd.substack.com/p/microscopic-analysis-of-a-blood-clot>

13. <https://anamihalceamdphd.substack.com/p/microscopic-analysis-of-a-blood-clot>

14 https://anamihalceamdphd.substack.com/p/visual-inspection-of-c19-vaccinated?utm_source=%2Fsearch%2Fvaccinated%2520clot&utm_medium=reader2

15. <https://www.britannica.com/technology/bioplastic>

16. Click here for a video on how this hydrogel clot retains its shape in response to stress:

https://anamihalceamdphd.substack.com/p/comparison-microscopic-analysis-of?utm_source=%2Fsearch%2F%2520vaccin&utm_medium=reader2

17. https://anamihalceamdphd.substack.com/p/blood-clot-analysis-from-living-and-58d?utm_source=%2Fsearch%2Fdeet&utm_medium=reader2

18. <https://www.bitchute.com/video/f0uQP14hW5Ur/>

19. <https://anamihalceamdphd.substack.com/p/same-self-replicating-nanotechnology>

20. <https://anamihalceamdphd.substack.com/p/evidence-of-crimes-against-humanity>

21. https://anamihalceamdphd.substack.com/p/artificial-intelligent-transformation?initial_medium=video

22. https://anamihalceamdphd.substack.com/p/truth-science-and-spirit-episode-569?initial_medium=video

23. <https://www.nature.com/articles/s41578-022-00483-4>

24. <https://pubmed.ncbi.nlm.nih.gov/36682202/>

25. <https://pubmed.ncbi.nlm.nih.gov/36628538/>

26.

<https://www.researchgate.net/publication/362694274> Cyborgs R Us The Bio-Nano Panopticon of Injected Bodies

27.

<https://www.researchgate.net/publication/362694274> Cyborgs R Us The Bio-Nano Panopticon of Injected Bodies

28.

<https://www.bitcute.com/video/YFGH0Lgw3IFz/?list=notifications&randomize=false> 3:12

29. <https://anamihalceamdphd.substack.com/p/lipid-nanoparticle-associated-inflammation>

Curriculum Vitae Highlights: M.D. degree (1993-1999) and PhD degree in Pathology (1995-2001), both from Rheinian Westfalian Technical University School of Medicine, Aachen, Germany. Resident, Internal Medicine, University of Virginia (2000-2003). Various full-time internist positions in West Virginia and Washington State (2004-2019). Medical Director, Geriatric Center of Excellence, Providence Clinic at Panorama, Lacey, WA (2014-2018). Medical Director, Panorama Convalescent and Rehabilitation Center, Lacey, WA (2016-2019). President, Founder and Medical Director, AM Medical LLC, Yelm, WA (2018-present). Author of the multiple-award-winning *Light Medicine: A New Paradigm – The Science of Light, Spirit, and Longevity*.

CURRICULUM VITAE

ANA MARIA MIHALCEA, MD, PHD

President, Founder, and Medical Director of AM Medical LLC (2018-present)

2015-2017 Graduate, Providence Physician Leadership Training Program

Professional Experience:

2018-2021: Supervising Physician, Mercy Blu Room Program: Yelm, WA (www.bluroom.com)

2016-2019: Medical Director, Panorama Convalescent and Rehabilitation Center, Lacey, WA

2014-2019: Site Clinical Lead, Providence Clinic at Panorama, Lacey, WA

2014-2018: Medical Director, Geriatric Center of Excellence, Providence Clinic at Panorama, Lacey, WA

2018: Chairwoman, Continuum of Care Committee and Expert Advisor to Washington State Fall Prevention Action Plan

2008-2019: Full-time Internist/Geriatrician with Providence Health & Services at Panorama Clinic in Lacey, WA

2007-2008: Full-time Internist at Olympic Physicians, P.L.L.C, Shelton, WA

2007-2008: Attending Physician at Mason General Hospital, Shelton, WA

2004-2007: Full-time Internist at the Tri Area Health Clinic, a Community Health Center in Southwest VA, Veterans Administration Satellite clinic

2000-2003: Resident, Internal Medicine, University of Virginia

Medical Education:

1993–1999: M.D., Doctor of Medicine, Rheinian Westfalian Technical University School of Medicine, Aachen, Germany

1995–2001: Post Graduate Doctoral Thesis/PhD: Rheinian Westfalian Technical University, School of Medicine, Aachen, Germany, Department of Pathology: “Prognostic Value of MIB-1 Immunohistochemical Analysis in Gastric Cancer”

Scientific Journal Publications:

Imad A. Tabbara, Zeina Nahleh, Sebastien Kairouz, Ana Maria Mihalcea. “Current Concepts in Allogeneic Hematopoietic Stem Cell Transplantation.” *Anticancer Res.*, 2003 Nov-Dec; 23(6D): 5055-67. Review.

Stefan Biesterfeld, Helen Louise Kraus, Thorsten Reinecke, Leon Muys, Ana Maria Mihalcea, Christian Rudlowaki: “Analysis of the Reliability of Manual and Automated Immunohistochemical Staining Procedures. A Pilot Study.” *Anal Quant Cytol Histol.*, 2003 Apr; 25(2):90-6.

Stefan Biesterfeld, Kordula Reus, Ebentraud Bayer-Pietsch, Ana Maria Mihalcea, Alfred Bocking: “DNA Image Cytometry in the Differential Diagnosis of Endocervical Carcinoma,” *Cancer Cytopathology*, Vol 93, Issue 2, 2001.

Ana Maria Mihalcea, D. Lynne Smith, Paolo Monini, Cecilia Sgadari, Barbara Ensoli, Parkash S. Gill: “Treatment Update for AIDS-Related Kaposi’s Sarcoma.” *AIDS* 1999, 13 (suppl A): S215-225

Stefan Biesterfeld, Dominik Klueppel, Ralf Koch, Susanne Schneider, Gerrit Steinhagen, Ana Maria Mihalcea and Willibald Schroeder: “Rapid and Prognostically Valid Quantification of Immunohistochemical Reactions by Immunohistochemistry of the Most Positive Tumor Focus. A Prospective Follow-Up Study on Breast Cancer Using Antibodies Against MIB-I, PCNA, ER, and PR.” *Journal of Pathology*, Vol. 185; 25-31 (1998)

Book Publications:

Author, *Light Medicine: A New Paradigm – The Science of Light, Spirit, and Longevity*. Arthema Sophia Publishing. Yelm: 2021

Chapter for *In the Age of the Miraculous: Miracles, Extraordinary Experiences, and Discoveries*, compiled by Sophie Sykes. Yelm: Rosette Publishing 2015.

Chapter for *The Radical Few: Ordinary people Manifesting the Extraordinary*, compiled by Sophie Sykes. Yelm: Rosette Publishing. 2018. (Contains case reports of the Mercy Blu Room Program)

Awards:

2015: John Koster Providence Health System Physician Leadership Award

For Dr. Mihalcea's *Light Medicine* book:

2021: New York Big Book Award

2022: Independent Press Award

2022: Silver Medal, Global Book Award

Languages spoken:

English, German and Romanian